

NORTHWEST WASHINGTON WORKFORCE DEVELOPMENT COUNCIL

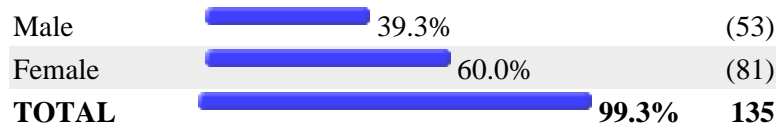
Youth Council Survey of Youth 2

Developed by Strumpf Associates: Center for Strategic Change
Feb 2004

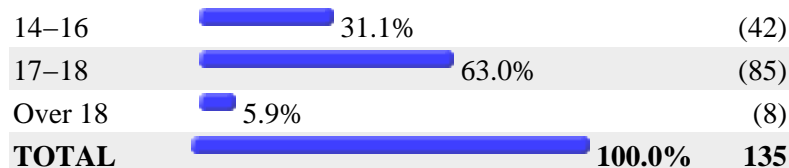
The Youth Council is collecting feedback on which services are needed to help you and other youth get and keep jobs. We need your feedback to assist us in identifying areas that are getting in your way and how important these issues are to you personally.

Please answer each question as it applies to you. All information will be confidential and used for the purpose of finding ways to help youth in the job market.

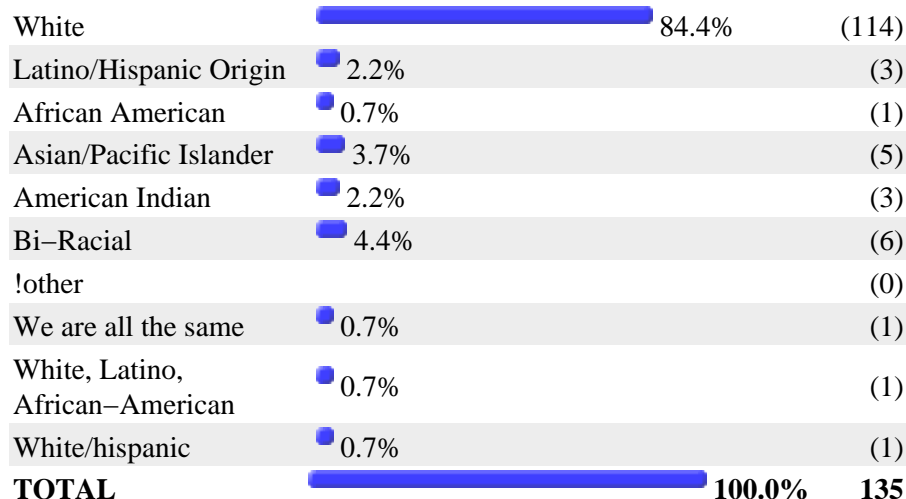
1. Are you:



2. Your age:



3. Your race or ethnicity:








4. Your zip code:






#	Response
1	98224
36	98225
45	98226
23	98229
3	98230
17	98248
2	98264
1	98266
2	98284
1	98298
1	98825
1	Information that would make this survey nonconfidential and then I would not fill it out

What do you think affects your ability to get and keep a job? Please select the box that shows how important each area is to you.






5. **Basic Skills Knowledge** (i.e. reading, writing, math)

Very Important		73.3%	(99)
Important		22.2%	(30)
Somewhat Important		2.2%	(3)
Not Important		2.2%	(3)
TOTAL		100.0%	135

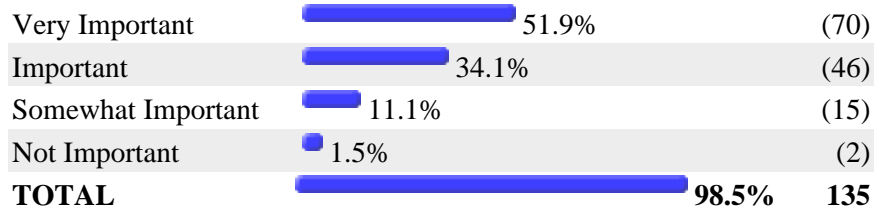
6. **Education for Employment** (i.e. knowledge of resume writing, interviewing skills, applications, paycheck issues, customer service skills)

Very Important		58.5%	(79)
Important		34.8%	(47)
Somewhat Important		5.2%	(7)
Not Important		1.5%	(2)
TOTAL		100.0%	135

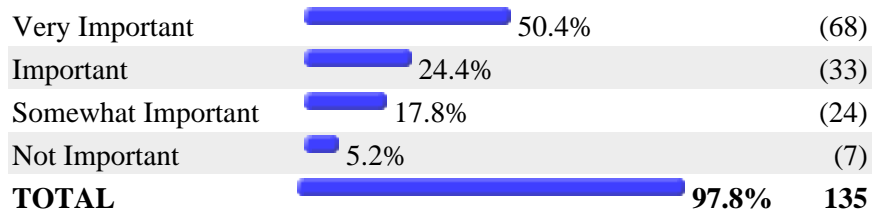
7. **Having a Criminal Record**

Very Important		46.7%	(63)
Important		35.6%	(48)
Somewhat Important		16.3%	(22)
Not Important		1.5%	(2)
TOTAL		100.0%	135

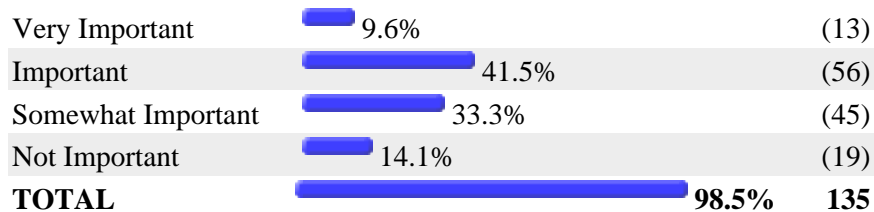
8. **Transportation** (ability to get to work)



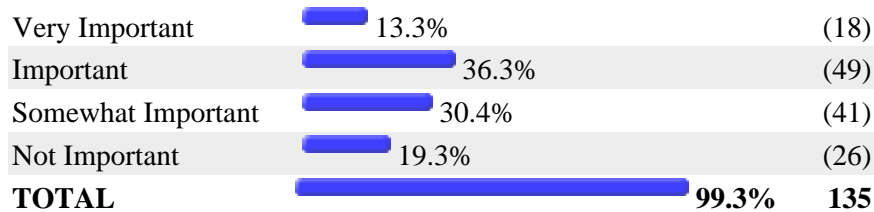
9. **Substance Abuse**



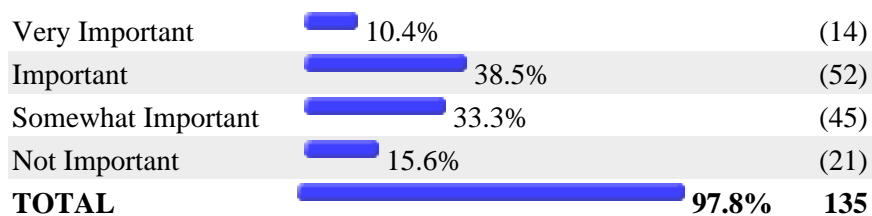
10. **Age**



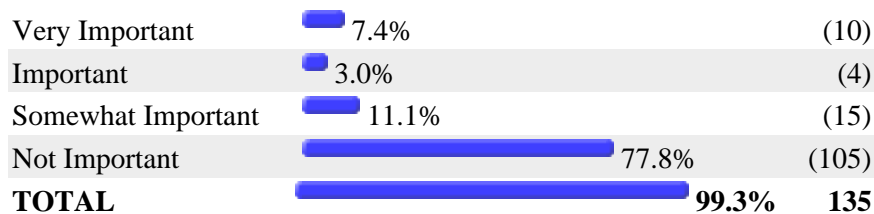
11. **Peer Influence** (i.e., friends support)



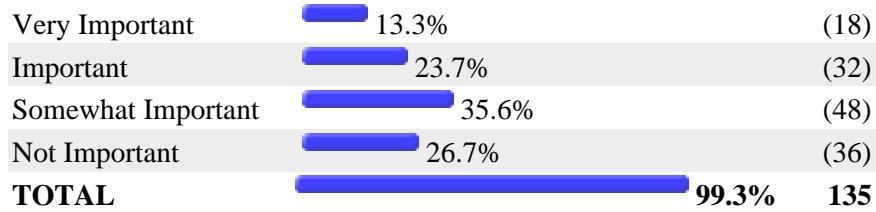
12. **Family Problems/Obligations**



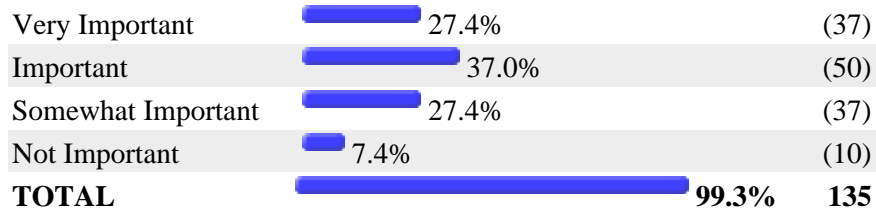
13. **Race/Ethnicity**



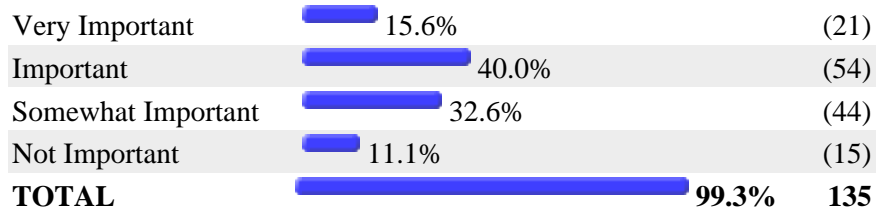
14. Disability



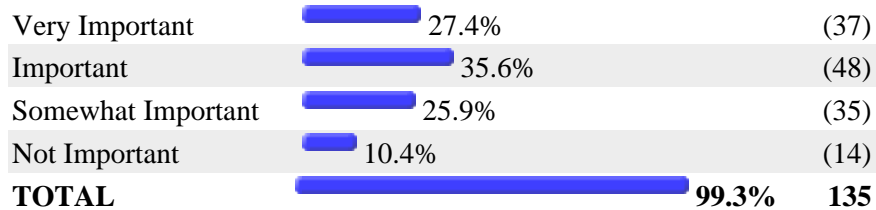
15. Employer Expectations of Appearance



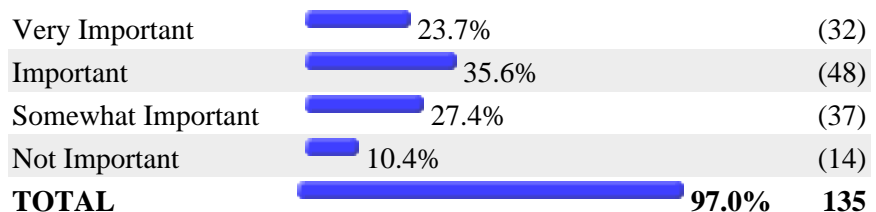
16. Affording Proper Attire



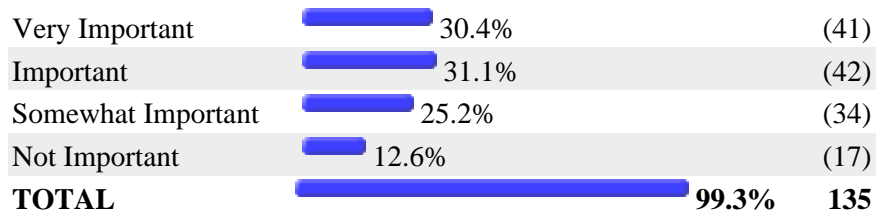
17. Language Barriers (for limited-English speakers)



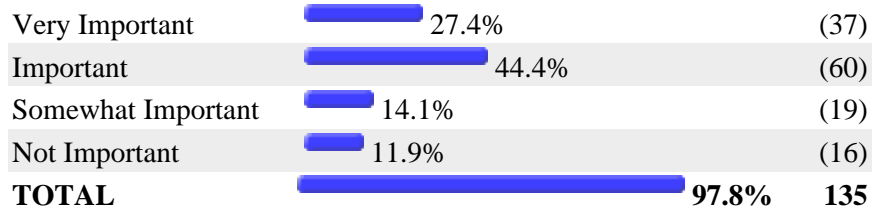
18. Minimum Wage/Low Salaries



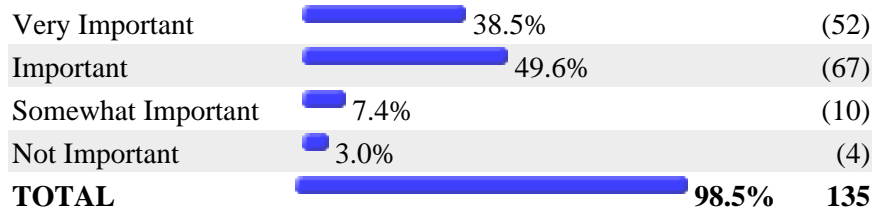
19. Being Pregnant/Teen Parent



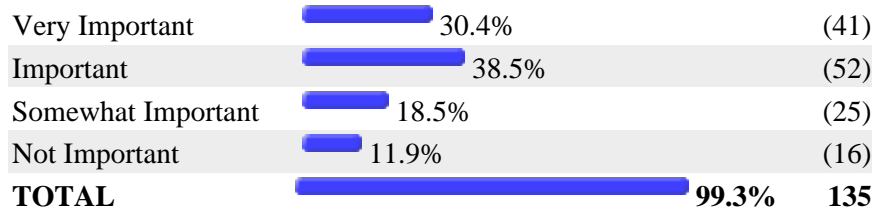
20. Child Care



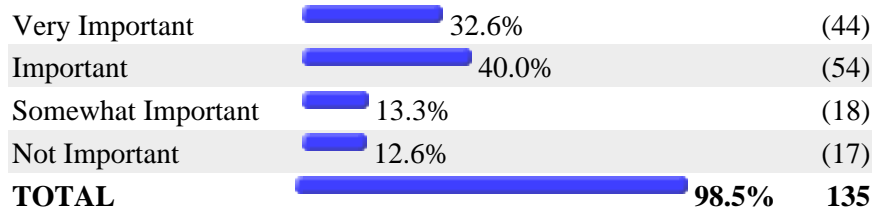
21. School Hours



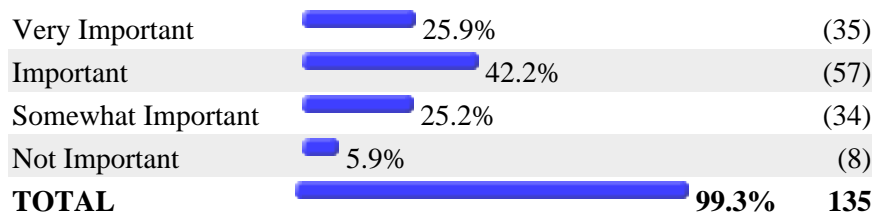
22. Work Permit (under age 16)



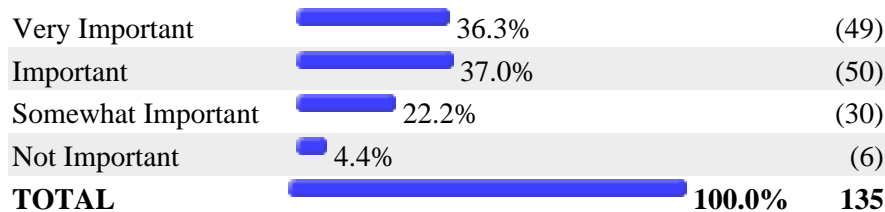
23. Working Papers (non-U.S.citizens)



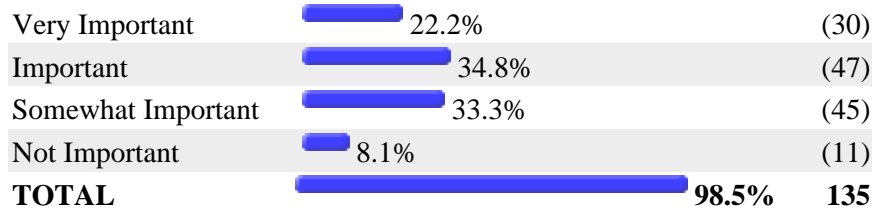
24. Money for Training



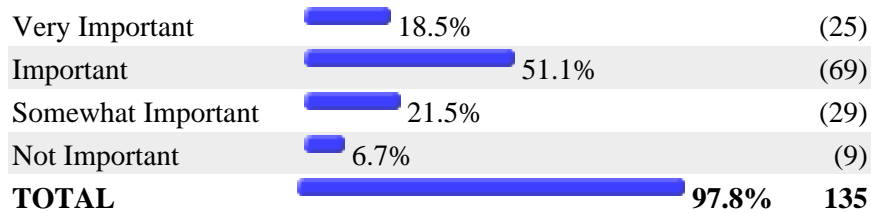
25. Money for College



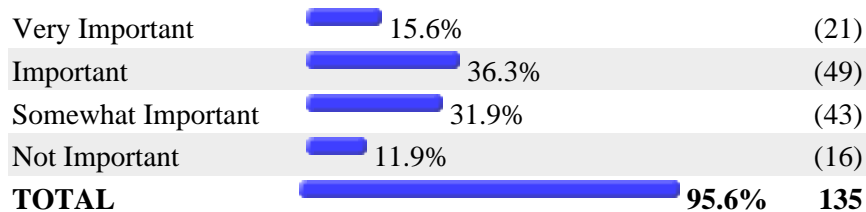
26. Lack of Work Experience



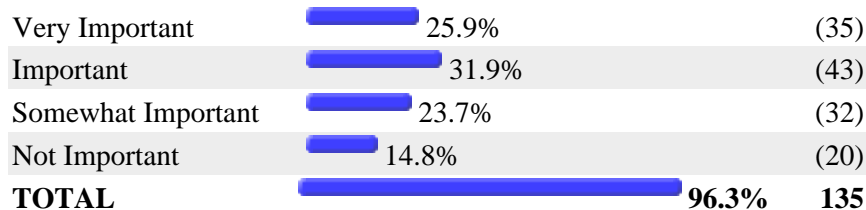
27. Available Internships



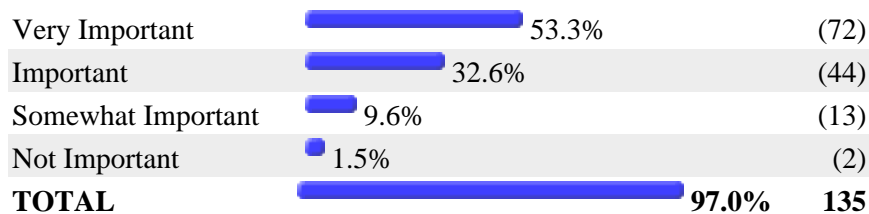
28. Employers Don't Understand Youth



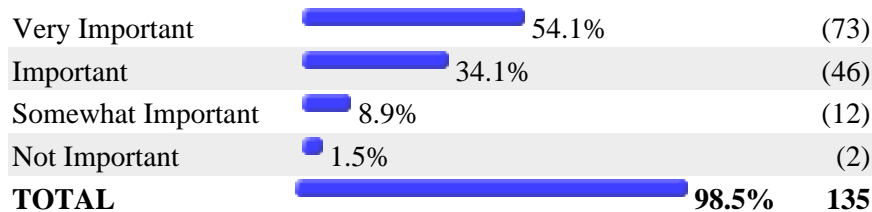
29. School Grades








30. Knowing What to Do and What You're Good At








31. Coping Skills (i.e. ability to handle stress, anxiety, being tired, being depressed)








32. Managing Your Anger

Very Important		65.9%	(89)
Important		24.4%	(33)
Somewhat Important		6.7%	(9)
Not Important		3.0%	(4)
TOTAL		100.0%	135






33. Connections (i.e., who you know)

Very Important		23.7%	(32)
Important		40.7%	(55)
Somewhat Important		22.2%	(30)
Not Important		13.3%	(18)
TOTAL		100.0%	135






34. Health Benefits (i.e., whether or not employer provides them)

Very Important		34.8%	(47)
Important		41.5%	(56)
Somewhat Important		18.5%	(25)
Not Important		3.0%	(4)
TOTAL		97.8%	135

35. Poor Health (i.e., yours and/or other family members)

Very Important		27.4%	(37)
Important		41.5%	(56)
Somewhat Important		23.7%	(32)
Not Important		4.4%	(6)
TOTAL		97.0%	135

36. Homelessness

Very Important		33.3%	(45)
Important		25.9%	(35)
Somewhat Important		20.0%	(27)
Not Important		18.5%	(25)
TOTAL		97.8%	135

37. Other (please be specific):

#	Response
1	3,000,000 Dollars... CASH!
1	Accepting help from others. Important
1	Being able to stay on top of things and get the completely finished.
1	Being on time Very Important
1	doing something you really enjoy – important

1 Health problemz

1 Jobs that have high profits or high income should higher homeless people to make a few bucks here and there.

1 NA

1 no

1 No Good jobs with very flexible Hours!!!! Need Flexability

1 NONE 24 Dont Make Sense

Thank you for taking time to complete this survey